

The Super Seven's Football Activity Pack

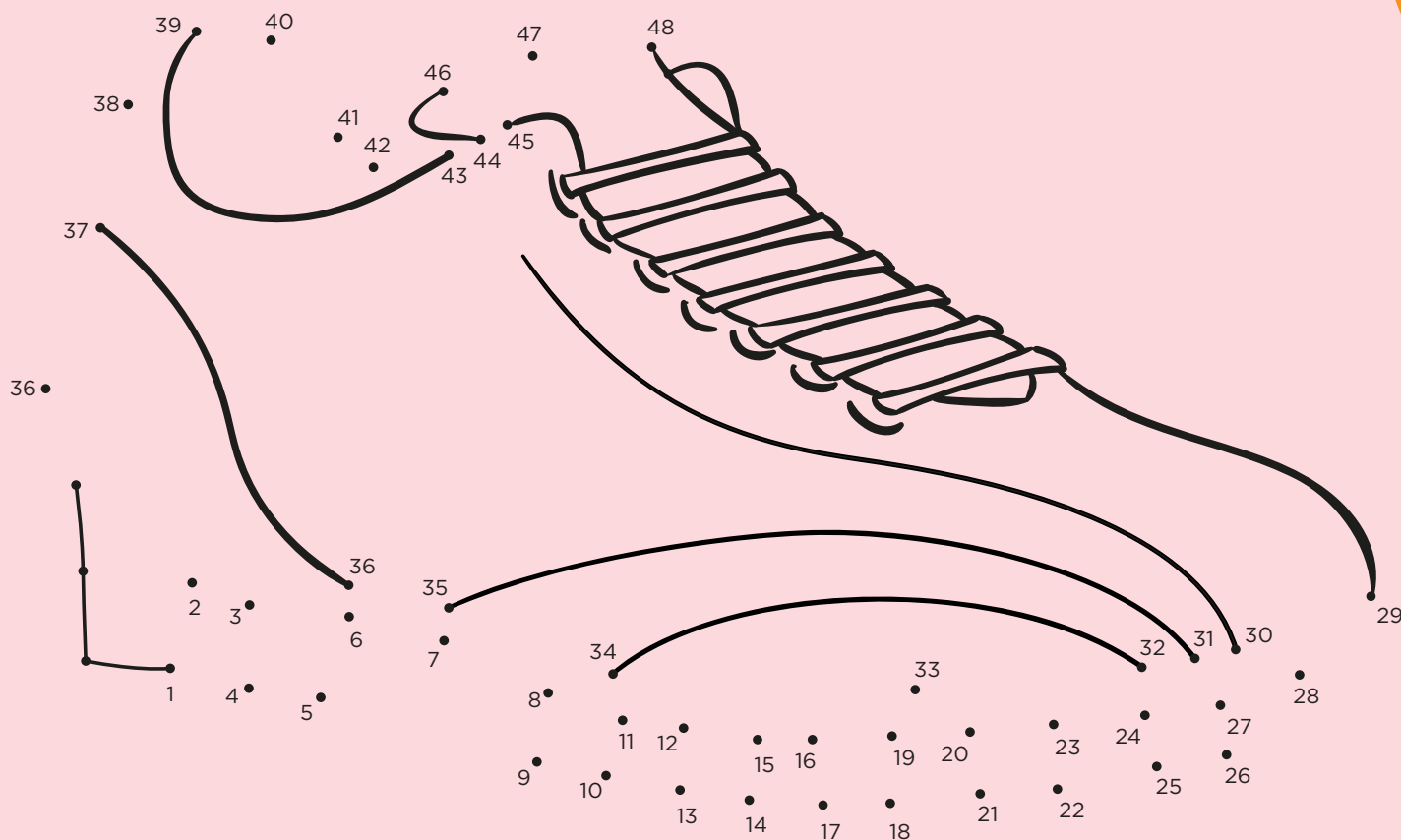
Can you help me?

Get your kit on and choose
your favourite team to play for.
It's game on!



Connect the dots!


Can you help me get my football boots on?



Don't forget you can always ask for help if you get stuck.

Match time! (Part 1)

Follow the instructions to find out how to turn pieces of paper into goal posts.



1. Get a piece of A4 paper.



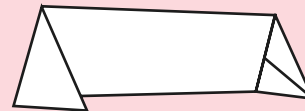
2. Fold the piece of paper in half, down the middle.



3. Fold the 4 corners of the paper into the middle.





4. Fold the 2 triangles down towards the centre.



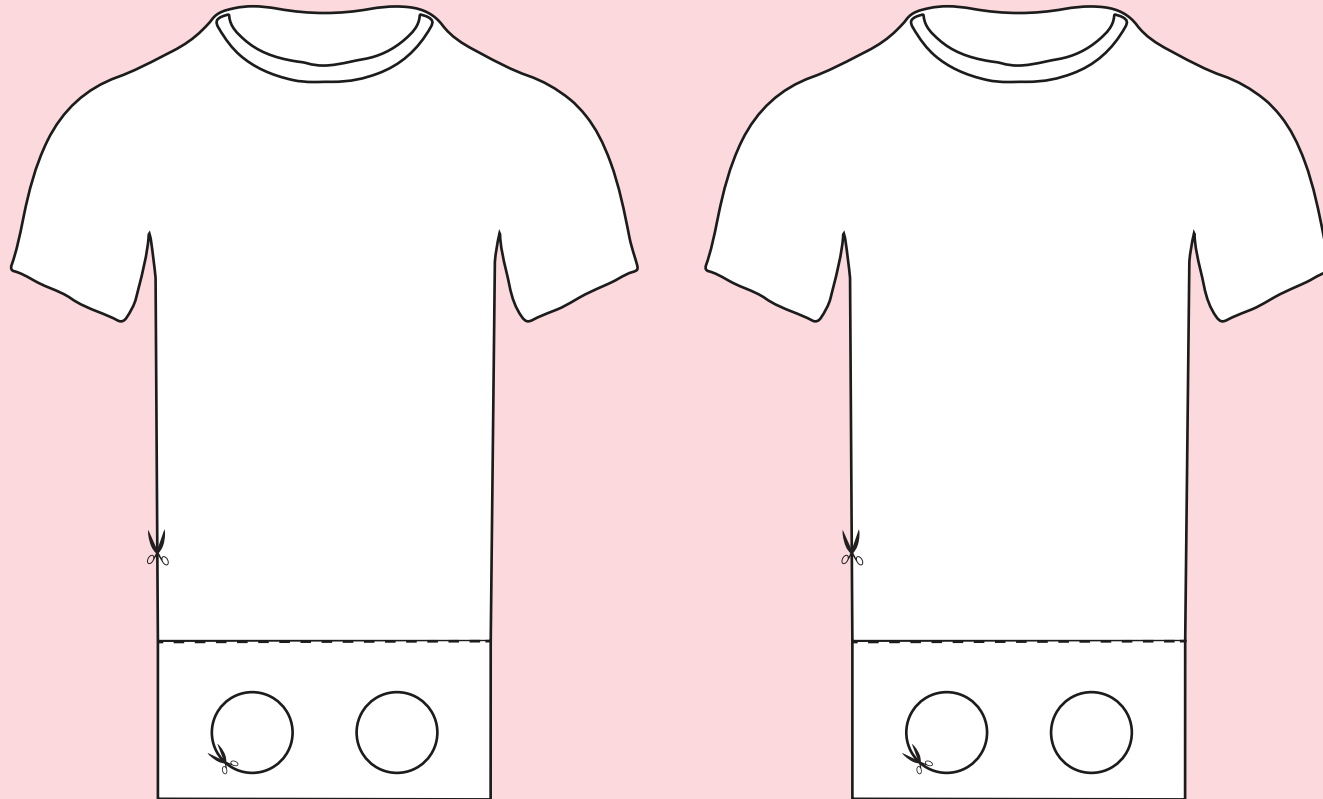
5. Pull out the flaps and place the goal on its side. Now you have a goal post!

Play by yourself or as teams.
Just make sure you have enough goal posts.



Match time! (Part 2)

Now you'll need players. Cut out these kits and finger holes (with help from adults of course) and colour them in with your favourite teams colours!



Put your fingers through the cut out holes as your players legs and use a grape or ball of paper as the football. Play until you or a team scores 6 goals!

Colour me in!

You've just won the match.
Colour in this page and imagine
your victory dance, your team
colours and who's on your team.

